

# The **Investor's** Survival Guide

3 Market Scenarios and  
How to Deal with Each of Them

# Table of Contents

<a href="#"><u>Introduction</u></a>	pg 2
<a href="#"><u>What if We Have Another Recession?</u></a>	pg 3
<a href="#"><u>What if We Start a New Generation of Growth &amp; Prosperity?</u></a>	pg 5
<a href="#"><u>What if it's Just a Slow Growth/ Muddle Through Economy?</u></a>	pg 6
<a href="#"><u>Conclusion</u></a>	pg 8
<a href="#"><u>Zacks Resources</u></a>	pg 9

# Introduction

What if we have another recession and the market tumbles 30, 40, 50%?

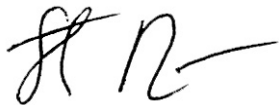
What if the worst is behind us and we start a new generation of growth and prosperity?

What if the economy has bottomed, but we just have slow economic growth for years to come?

If you are 100% confident that you know which of these scenarios is correct, then you are just kidding yourself. The economy and the stock market are simply too complex for anyone to know with such exact certainty. Meaning that not you, nor me, nor Cramer, nor Buffet, nor anybody has this one down pat.

This Survival Guide was designed to help you explore all the possible scenarios to determine which economic case will prevail. Better yet, we will discuss investment strategies to maximize profits in that environment. And yes, we can make profits in each and every one of these environments.

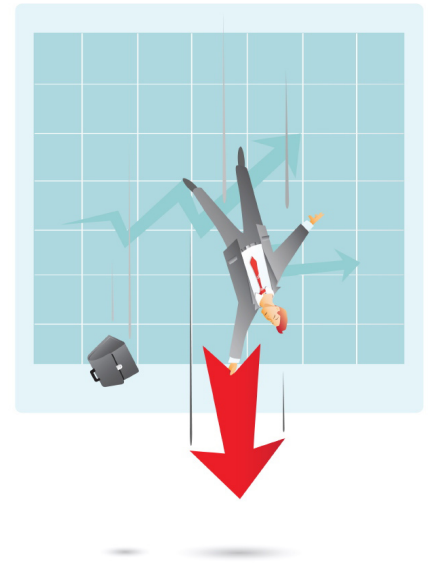
Let's get started!

A handwritten signature in black ink, appearing to read 'SR' with a long horizontal stroke extending to the right.

Steve Reitmeister  
Executive Vice President, Zacks.com

# What if We Have Another Recession?

This is the worst case scenario for the economy and society as a whole. But with Europe on the brink and our own government trillions in debt, we have to assume it's a real possibility.



Here are the signs to look for:

- **General Economic Weakness:** There are a number of key economic indicators to look out for. Since consumer activity accounts for 70% of the economy, then deteriorating retail sales is a very bad sign. Also watch the employment figures. Recent reports have been decent. If they start to backslide, then it spells trouble. On the manufacturing side the key report to focus on is the monthly ISM Manufacturing survey.
- **Corporate Earnings Trouble:** This has been the strongest area of the economic recovery and earnings so far in 2011 are set to make all time highs. If that story changes and earnings estimates start to head lower, then that bodes ill for stock prices. (Gladly that is not now the case.)
- **More Banking Trouble:** We swept a lot of bad loans under the rug and haven't heard a peep from that group in a long time. And certainly if the problems from European banks and governments boil over it would negatively affect many of our top banking institutions. So if the government's stress tests were not adequate or there are more bad loan boogeyman looming about, then we are right back where we started with this mess in 2008.
- **Deflation:** Meaning the cost for goods start getting cheaper. It sounds nice on the surface, but it's a deadly economic disease that took hold of the US during the Great Depression. It also spelled disaster in Japan during the 1990's which they call the "Lost Decade".


Clearly any of these items coming to the surface would result in renewed panic and a tumbling market. Here is how to profit in this environment:

- Sell all small cap, aggressive or speculative stocks: These stocks go down first...and they go down the most.
- IF you are going to own any stocks, then they need to be the bluest of blue chips with large dividends in defensive industries like food, healthcare, utilities etc. Note these will generally go down too...just less than more speculative issues.
- Short the Market: I believe the best way to do this is with inverse ETF's that allow you to profit as the market goes down. There are also "Ultra" inverse ETF's that can give you extra exposure to amplify your potential profits (and potential losses if you guess wrong).
- Nothing wrong with having a lot of cash on hand. Or gold as a safe haven.

The odds of you seeing these signs clearly and perfectly timing your way into the proper trades are very low. Just realize that it's better to be a shade late to the party, than not show up all. That should put you in the right frame of mind.

# What if We Start a New Generation of Growth & Prosperity?

This is the one we all hope for, but fear is too good to be true after all the recent economic scares. Yet it is clear that the coordination of Government actions around the globe in 2008/2009 did thwart the 2nd Great Depression. And that same coordinated effort may keep Europe from doing the same in the present day. This may lay the groundwork for a new prolonged era of economic growth and well being.



Here we have the inverse of the first scenario. Meaning that we hear less and less about sovereign debt and banking crises. The unemployment rate will start heading lower. Inflation stays around a normal 2-3% range. Consumer and manufacturing indicators show even more improvement and GDP numbers continually come in at +3% or better.

This is the easiest environment to spot. And the easiest environment in which to profit in the stock market as most everything will rise. However here are some tips to maximize your returns:


- Small caps outperform large caps during bull market phases. The key is to own enough of them in your portfolio to diversify away the risk of owning just 1 or 2.
- Higher beta stocks will provide outsized returns. Yes, many of them are small caps. Yet you will find plenty of mid and large caps that offer that extra “oomph” when the market moves higher.
- Earnings Momentum: Stocks that consistently beat earnings expectations and receive higher estimates have the best track record. The Zacks Rank makes it easier to spot these stocks. Our #1 Ranked strong buys have provided a +26% average annual return since 1988.



# What if it's Just a Slow Growth/ Muddle Through Economy?

Here we have the scenario between the two previous examples. That is where the economy doesn't fall into a recession NOR does it seem to get much better either. This is called the slow growth or Muddle Through economy which is pretty much what has been on tap the last couple of years.

The signs to notice this predicament are easy. Most of the indicators of the economy just get stuck at the recent modest levels and don't improve much more. Perhaps the easiest way to gauge this would be following GDP. If it winds up between 0 and 3% growth, then we are in a muddle through economy.



The market, however, can follow two very different paths during these times. And each requires radically different tactics to be successful.

## **Path 1- Range Bound Market**

This would entail the market, just like the economy, going basically nowhere for an extended period of time. We often call this a range bound market as it just trades within a narrow 10-15% band.

These markets are actually easy to profit in. That's because most companies will have modest earnings growth. But the few that are mightily trumping their earnings expectations each quarter will attract the most investor attention and rise in price.

You will find these stocks by concentrating on the best stocks in the best industries. The best industries are those with the healthiest earnings outlooks (easily found with the Zacks Industry Rank). And then you pick the stocks with the

best earnings outlooks within those industries (using the Zacks Rank for stocks). Also in this environment you shouldn't try to be too aggressive. Concentrate on mid-cap and large-cap stocks which provide a bit more safety. A dash of dividend never hurt anyone either.

### **Path 2- Volatile Market**

Here you have a market that keeps misreading economic signals. You will see big 20-30% run ups on renewed hopes of economic improvement. This is followed by an equal sized downturn as people discover that the growth prospects were just a mirage. At the end of the day the market goes nowhere like Path 1, yet it just keeps flying above and below the breakeven level.

This environment is trickier, but can be tamed. You just need to apply market timing with a dash of common sense. If the market tumbles and it seems overdone because the fundamentals haven't really changed, then buy up good stocks like noted in Path 1 above. When the rally gets overextended and signs of economic growth are missing, then take your profits. Rinse and repeat as many times as needed.



# Conclusion

Which case will emerge? And when will it happen?

Your best bet is to keep checking in with us at [www.Zacks.com](http://www.Zacks.com). Our experts will continue sharing views on where the economy stands and better yet, how to profit in that environment.

Going beyond the free resources of the site you should also explore some of our other services with proven track records of success. Click the link below to see a full list of Zacks Products.

<http://www.zacks.com/products/index.php>

## Contact Information

Telephone: 312.265.9339

Toll-free: 1.800.767.3771 ext. 9339

e-mail: [support@zacks.com](mailto:support@zacks.com)

# Zacks Resources

Zacks.com is the one place dedicated to helping individual investors profit from the pros with resources like:

## Zacks.com

This is our free web site that offers the following powerful features.

- **Zacks Profit from the Pros.** Delivered five times a week – every trading day – this email provides the easiest way for you to get a wealth of independent research and stock ideas. Plus, you'll receive our Weekend Wisdom issue each Saturday. You'll also receive expert commentary, top stock picks, winning stock screens, and more. If you received this special report, then you are already set up as a Profit from the Pros subscriber. Now stay tuned to your inbox to receive these critical updates. [See the current issue.](#)
- **Portfolio Tracker.** Manage your portfolio on Zacks.com, and we'll send you daily alerts of any changes affecting your stocks. [Sign up.](#)
- **Screening.** Access more stock screening capabilities with our pre-defined screens and custom screener. [Learn more...](#)
- **Analyst Blogs.** Get the latest news and analysis on key stocks, industries, and the markets with our Analyst Blogs. [See the latest blog.](#)
- **Industry.** See what industries are hot or not. Keep your eye out to know industry developments and how they affect your stocks. [Read our Industry Rank articles.](#)

## Zacks Premium

Our premier subscription service that provides Zacks proprietary research. It's the same research that leading Wall Street brokerage firms pay millions of dollars for each year – but at a low price just for individual investors. [Learn more...](#)

- **Zacks Rank.** This is the cornerstone and foundation of all of Zacks independent research. With an uncanny ability to predict stocks likely to beat the market within 90 days, the Zacks #1 ranked stocks (Strong Buys) boast a 26% average annual return since 1988. Conversely, the Zacks #5 ranked stocks (Strong Sells) have been outpaced by the S&P 500 by 90% in that same time. [Learn more...](#)
- **Zacks Equity Research and Recommendations.** Gain proven long-term recommendations and in-depth research with proven cumulative return of 570% since 2003, handily beating the market. [Learn more...](#)
- **Custom Screening and Email Alerts with the Zacks Rank.** Use your favorite screens but add the power of the Zacks Rank. Learn immediately when the Zacks Rank of your portfolio's stocks changes so you can take quick action. It's only available and all included in Zacks Premium. [Learn more...](#)

## Research Wizard

This powerful screening and backtesting software puts you in control of your investment strategy. Use the same tool professional stock pickers use to find winning stocks in any market. [Learn more...](#)

## Chart Patterns Trader

Stock screening and chart patterns expert Kevin Matras combs through the best Zacks stock-picking strategies averaging +50%, +60%, and even higher yearly gains. He finds stocks with charts showing they are ready to skyrocket. [Learn precisely when to buy and sell.](#)

## Home Run Investor

Zacks' long-term investor service targets under-the-radar companies with over-the-top +50%, +100%, +200% potential. But it's ever watchful to prevent strikeouts by cutting losers and providing diversity. The key is pinpointing strong Zacks Rank companies with potential to grow past the normal one-to-three-month profit zone. [Learn more...](#)

## Insider Trader

Zacks' insider strategy tracks officers and substantial owners who invest their own money in their own companies. Then it filters stocks through Zacks Rank and valuation factors for tested results that actually triple Zacks #1 Rank Strong Buys. This strategy flies high even during market downturns. [Learn more...](#)

## Options Trader

Kevin Matras infuses options trading with the +26% yearly gain power of the Zacks Rank plus his own market-beating stock screens. This creates the potential for steady and substantial returns using only a fraction of the money you would have risked on regular stock purchases. [Learn more...](#)

## Reitmeister Trading Alert

The Reitmeister Trading Alert is Zacks' answer to today's volatile market. It uses the power of the Zacks Rank, combined with value trading and a dash of market timing, to generate profits no matter what the market has to offer. [Learn more...](#)

## Reitmeister Value Investor

Directed by Zacks.com chief Steve Reitmeister, this new service combines value criteria with Zacks Rank timing. We'll track undervalued companies until the market starts to see their real worth. Then we'll "pounce" for gains that can build for years like Priceline and Amazon have done in Steve's personal long-term portfolio. [Learn more...](#)

## Small Cap Trader

A research breakthrough identified the small fraction of Zacks #1 Rank stocks that nearly **DOUBLES** the performance of those Strong Buys as a whole. Only a few investors can be admitted to Zacks' most exclusive service, and share these relatively low-volume stock picks. [Learn more...](#)

## Tactical Trader

Zacks' Senior Stock Strategist, Kevin Cook, targets quick, substantial gains, and fires every weapon in the Zacks arsenal to get them. This is our only service that combines the trading of stocks, options, ETFs and more. [Learn more...](#)

## Turnaround Trader

No stocks are harder to find. No strategy was harder to develop. But Zacks researchers can now detect true turnarounds that have suddenly leapfrogged from low Zacks Ranks to the highest #1 Strong Buys. When this signal is filtered with valuation and growth factors. It unearths rare gems that outgain the full #1 list by more than 2 ½ times. [Learn more...](#)

## Zacks Ultimate

Zacks is unlocking the Vault, allowing full access to our most coveted secrets. This opportunity reveals Zacks' exclusive stock picks and insights, from trading services that produce scores of double-digit winners, even in volatile markets. [Learn more...](#)

## Whisper Trader

Zacks has discovered the Stock-Picker's Holy Grail. Whisper Trader is the long-sought way to take the surprise out of earnings reports. Using only the most accurate analyst whispers, this model targets positive surprises with 77.96% accuracy. Tests show that over the past ten years, through two recessions, its signals would have averaged a yearly gain of +62.1%. [Learn more...](#)

## Zacks Method for Trading

Learn how to use the Zacks Rank even more effectively than professional fund managers, with simple step-by-step instruction. [Learn more...](#)

## Zacks Top 10 Stocks

This annual stock portfolio provides the best group of 10 stocks to invest in during the year. The list is announced in January each year. We start with the Zacks Recommendation – a market-crushing measurement for long-term success – and use a nine-step process to hand-pick the 10 stocks you should buy and hold all year for effortless profits.

The 2012 edition is published in January: [click here to reserve your copy.](#)

The return numbers presented assume no transaction costs. Details of how Zacks calculates performance for the Zacks Rank Portfolios and strategies is available at: <http://www.zacks.com/performance>.